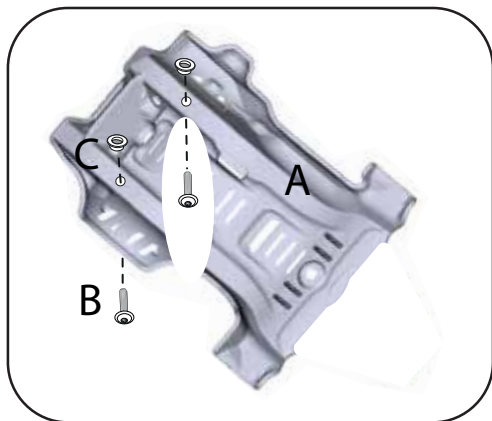
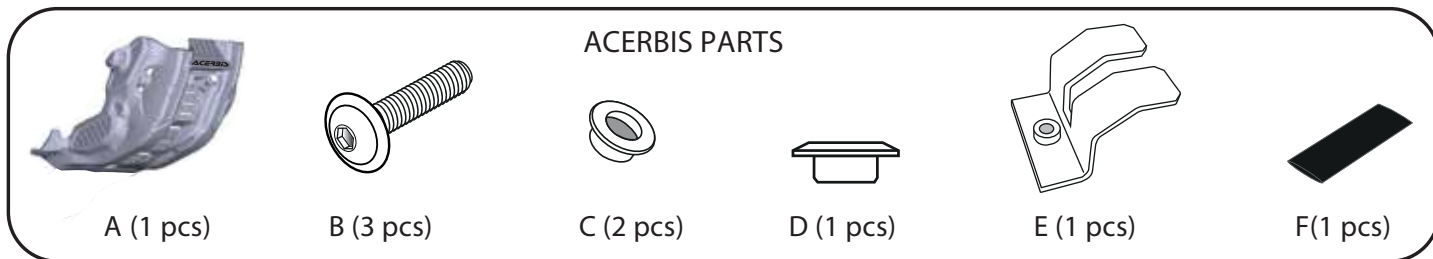


SKID PLATE KTM EXC-F 250/350

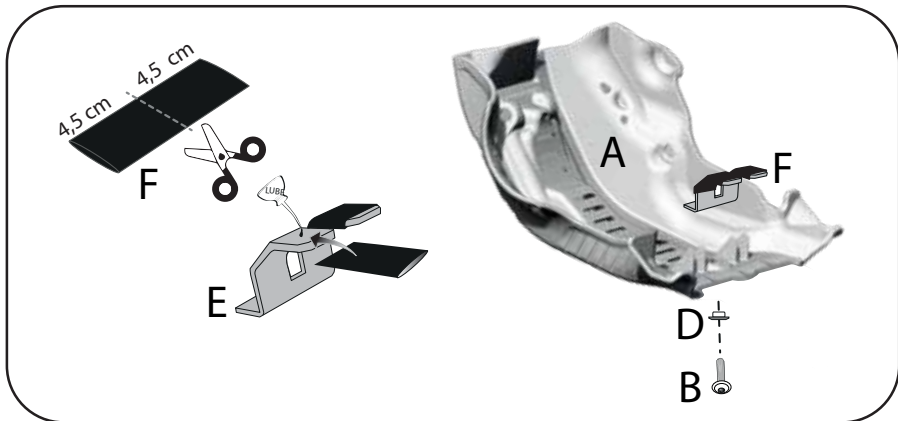
SOTTOMOTORE KTM EXC-F 250/350

ACERBIS

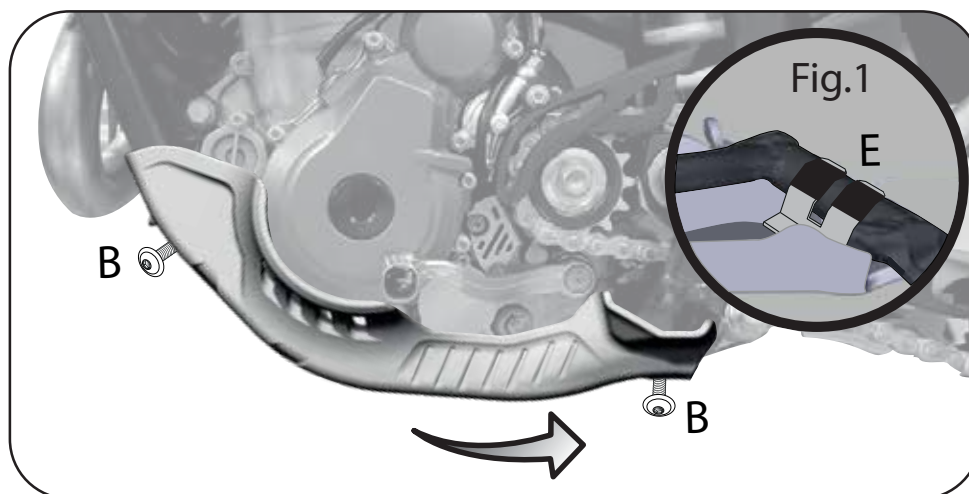
COD. 500007596 REV.1



1 - Insert the included bolts (B) and the bushings (C) into the Acerbis Skidplate as indicated in the image.
1 - Inserire nel sottomotore Acerbis, le viti (B) e le boccole (C) in dotazione.



2 - Cut the included rubber tubing (F) in half and insert around the bracket (E) as indicated in the image. Use lube if needed. Then attach the bracket to the skidplate using the bolt (B) and the bushing (D). Only insert the bolt 2-3 turns.
2 - Tagliare il tubo in gomma (F). Infilare la gomma tagliata alle estremità della staffa (E). Fissare la staffa (E) al sottomotore Acerbis utilizzando la vite (B) e la boccola (D). Fare solo 2/3 giri di vite.



3 - Position the Skidplate so that the bracket (F) is positioned over the frame rail (Picture 1). Secure the front of the skidplate up against the frame rails and tighten the 2 bolts (B). Lastly, secure the back of the Skidplate to the frame by tightening the bolt (B) in the bracket (E).
3 - Posizionare e spingere il sottomotore Acerbis verso la parte posteriore fino a quando la staffa (E) si è posizionata sopra il telaio (Fig. 1). Spingere il sottomotore (parte anteriore) verso il telaio e bloccarlo con le viti (B). Infine, serrare la vite (B) della staffa (E).

WARNING!

Use at your own risk. Check the security of your device before you ride. Be sure that you follow the instructions installing the Acerbis products. Do not ride if there is missing or damaged hardware. If this is the case, take the item immediately back to your dealer. Make sure the throttle and other controls are free every time you ride. Lack of attention to instruction and warning could lead to interference with the controls, loss of control, and accidents. Acerbis recommends that installation must be done by a licensed mechanic and that only Acerbis original parts are used during fitting. Acerbis makes no guarantees or representations, express or implied, regarding the fitness of its products for any particular purpose. Acerbis makes no guarantees or representations, express or implied, regarding the extent to which its product protect individuals or property from injury or death or damage.